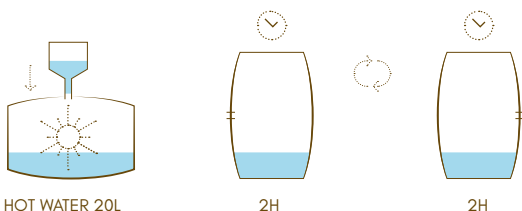


# PUTTING BARRELS INTO SERVICE

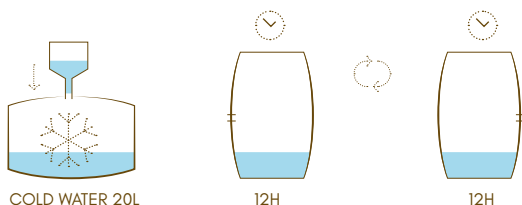
## UTILIZATION IMMEDIATELY AFTER RECEPTION

### METHOD 1



- ① Fill the barrel with 5 gallons of hot water (140F - 180F) and bung the barrel.
- ② Let the barrel rest on one head for 2 hours.
- ③ Invert the barrel and let it rest on the opposite head for 2 hours.
- ④ Empty the barrel, then rinse with clean water. Drip dry and use.

### METHOD 2




- ① Fill the barrel with 5 gallons of cold water and bung the barrel.
- ② Let the barrel rest on one head for 12 hours.
- ③ Invert the barrel and let it rest on the opposite head for 12 hours.
- ④ Empty the barrel, then rinse with clean water. Drip dry and use.

# PUTTING BARRELS INTO SERVICE

## UTILIZATION AFTER STORAGE OF MORE THAN ONE MONTH

Keep the barrel wrapped in plastic film.

Store in a draft free location  
with humidity greater than 75%.



COLD WATER 48H

- ① Fill the barrel entirely with cold water.
- ② Let the barrel rest for 48 hours.
- ③ Empty the barrel.
- ④ Rinse the barrel with clean water.  
Drip dry and use.

***Made in France  
using renewable energy.***



***This barrel will result in  
one oak being planted in a French forest.***

TONNELLERIE BARON  
1875  
INSPIRÉE PAR NATURE

20, RUE DES GILLARDEAUX - 17100 LES GONDS - FRANCE  
[www.tonnelleriebaron.com](http://www.tonnelleriebaron.com)